

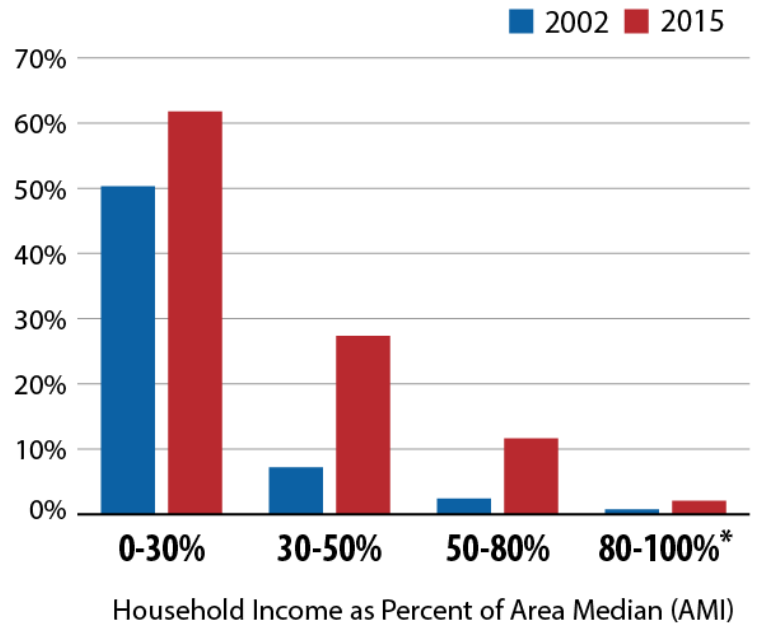


# Affordable Housing in the District: Where do we stand?

October 24, 2018

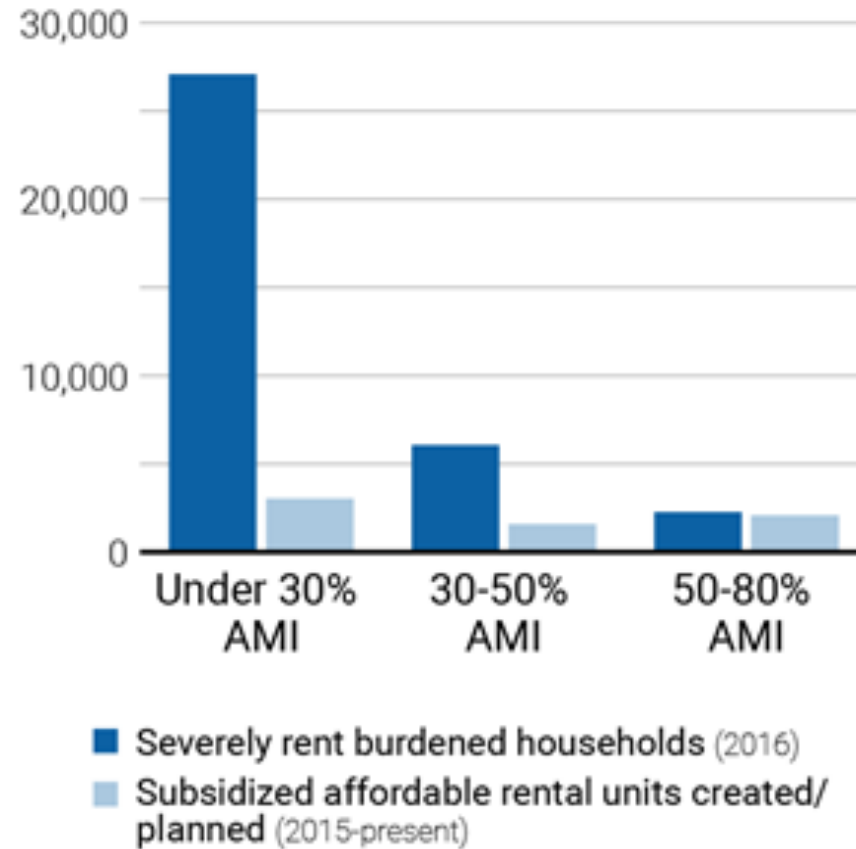
# DC Residents' Growing Affordable Housing Problems

## Larger Shares of DC Renters are Severely Cost Burdened



Note: \* indicates statistically insignificant change for income group.  
Source: DCFPI analysis of American Community Survey 1-year estimates.

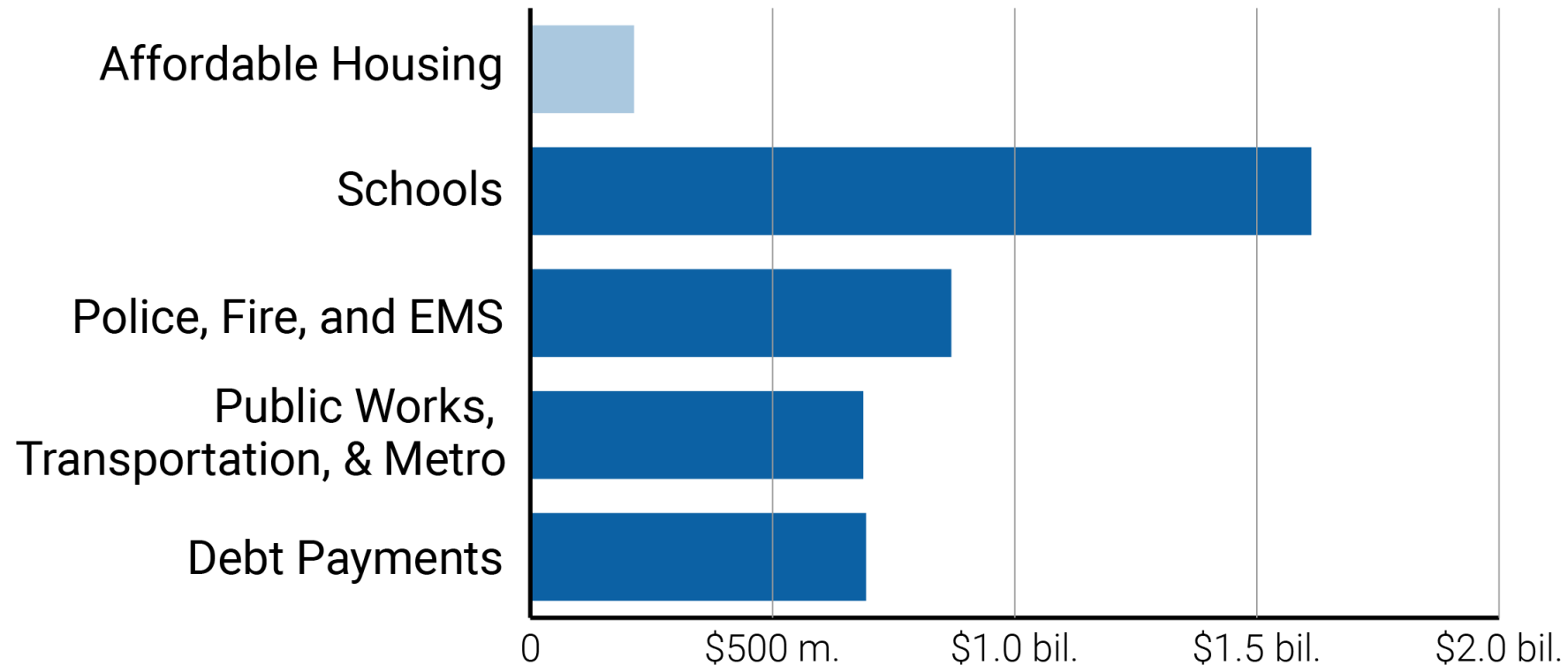
## Most of DC's Affordable Housing Efforts Are Out of Reach of Lowest-Income Residents



Note: AMI refers to area median income. Affordable rental units created/planned includes new subsidized units completed since 2015 or in the pipeline as of March 2018, and locally funded rent vouchers.

Source: DCFPI analysis of 2016 American Community Survey 5-year PUMS; DC Affordable Housing dataset via Open Data DC, DHCD Pipeline Dashboard, and secondary sources; Fiscal Year 2015-18 Budget & Financial Plans.

# Funding for Affordable Housing Lags Behind Other Key Community Priorities



Note: Figures are from the fiscal year 2018 approved budget. Affordable housing includes: Housing Production Trust Fund, Housing Authority Subsidy excluding Permanent Supportive Housing, Dept. of Housing and Community Development, and Home First Program (Dept. of Behavioral Health). Schools includes: DC Public Schools and Public Charter Schools. Police, fire, and EMS includes: Metropolitan Police Dept., Fire and Emergency Medical Services Dept., and Police Officers' and Fire Fighters' Retirement. Public works, transportation, and Metro includes: Dept. of Public Works, Dept. of Transportation, and Washington Metropolitan Area Transit Authority Subsidy. Debt Payments includes all items within the Debt Service budget chapter.

# Subscribe to the DCFPI Blog!

[www.bit.ly/SubscribeDCFPI](http://www.bit.ly/SubscribeDCFPI)

# Thank You

Ed Lazere  
lazere@dcfpi.org  
202.325.8811  
🐦 @edlazere